



Gridline 24 Butt Cut & Joggled

Exposed 24mm grid system.

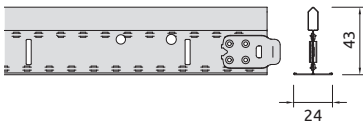
Key Features

- Peak form Main Runner for strength and stability and easier to cut
- Double stitch on Main Runner and Cross Tees giving improved torsional strength
- SureLock clip secures Main Runner connection for better alignment and easier to disconnect
- Stainless steel clips with a positive audible click

Physical Data

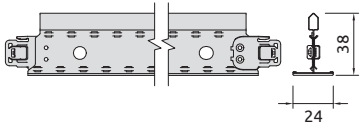
- Material: galvanised steel & stainless steel clips
- Surface finish: baked polyester paint
- Colour: all products available in Global White, Silver RAL 9006 and Black RAL 9017 as standard as well as more colour choices from our Colour Collection

Gridline 24 Universal peak form Main Runner with SureLock Clip (Bulb-to-Bulb Connection)



Item No.	Dimensions (mm)			Content/Carton		Weight/Carton	Cartons/Pallet
	Length	Width	Height	pcs	lm	Kg	
BPGMR243600	3600	24	43	20	72	21.00	30

Gridline 24 Butt Cut (Stab System)



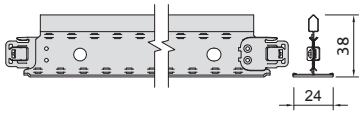
Cross Tees Slotted

BPGXTB241200	1200	24	38	60	72	18.20	72
--------------	------	----	----	----	----	-------	----

Cross Tees Unslotted

BPGXTB24600	600	24	38	60	36	10	144
-------------	-----	----	----	----	----	----	-----

Gridline 24 Joggled Cross Tees (Stab system)



Cross Tees Slotted

BPGXTJ241200	1200	24	38	60	72	18.20	72
--------------	------	----	----	----	----	-------	----

Cross Tees Unslotted

BPGXTJ24600	600	24	38	60	36	10	144
-------------	-----	----	----	----	----	----	-----

Sustainability



25



Fire Reaction



Euroclass A1
EN 13501-1

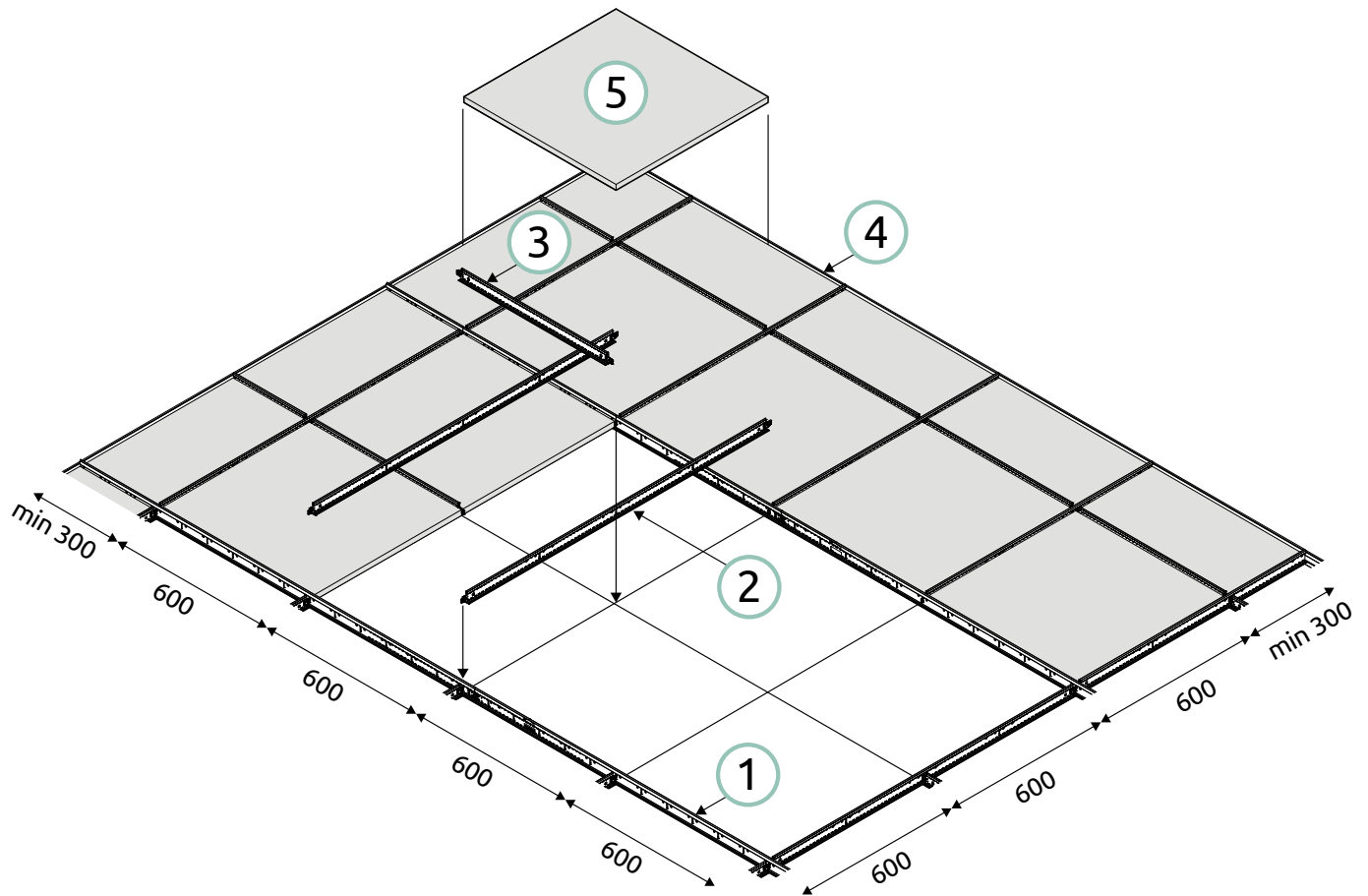
Euroclass A2-s1, d0
EN 13501-1 (Colour collection)

Performances & Features



System Drawing

Standard lay-in installation of 24 mm exposed suspension system for Tegular24 tiles and specific Board tiles.



Main Runner Centres	Hanger Centres	Quantities required per 1m ² (no waste included)			5 Tiles
		1 Main Runner	2 Cross Tee 1200mm	3 Cross Tee 600mm	
1200 mm	1200 mm	0.84 lm	1.67 lm	–	1200 x 600 mm 1.39 pcs
600 mm	1200 mm	1.67 lm	–	0.84 lm	600 x 600 mm 2.78 pcs
1200 mm	1200 mm	0.84 lm	1.67 lm	0.84 lm	
600 mm	1200 mm	1.67 lm	–	1.67 lm	

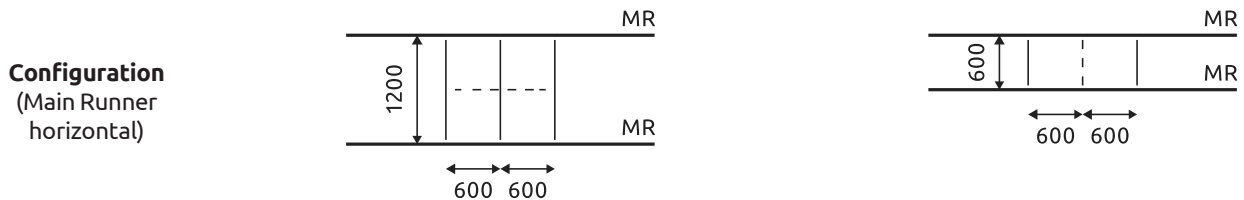
The chart is for general guidance only.

4 Perimeter trim approx. 0.70 lm/m²

Grid Load Capacities

The following table gives the maximum permitted hanger distance (mm) along the peak form Main Runner for the tile weights and Main Runner spacings noted.

Gridline 24 Main Runner – BPGMR243600		
Main Runner Centres (mm)	1200	600
Cross Tee(s)	BPGXTJ241200, BPGXTJ24600 BPGXTB241200, BPGXTB24600	BPGXTJ24600 BPGXTB24600



Weight of Ceiling Tile (kg/m ²)	Maximum suspension spacing along Main Runner (mm)	
2.5 kg/m ²	1900	2100
3.0 kg/m ²	1800	2100
3.5 kg/m ²	1750	2100
4.0 kg/m ²	1700	2100
5.0 kg/m ²	1600	2000
5.5 kg/m ²	1550	1950
6.0 kg/m ²	1500	1900
7.0 kg/m ²	1450	1800
8.5 kg/m ²	1300	1700
10.5 kg/m ²	1200	1600
13.0 kg/m ²	1050	1500
14.0 kg/m ²	1000	1450

- // Values in the above table conform to Class 1 as defined in EN 13964:2014 table 6. For other classes/deflection limits please contact your local Zentia Technical Team
- // Values are determined from laboratory tests methods in accordance with EN 13964:2014 clause 5
- // Values are applicable for 600 x 600 mm tiles assuming that the maximum deflection of the grid is L/500 but not greater than 4 mm (L=span)
- // No additional applied loads such as luminaires, air diffusers, smoke detectors, sprinklers, hanging signs etc. are permitted
- // No overlays such as mineral wool or fibre glass quilts, as may be required for enhanced acoustic, fire or thermal performance, are permitted unless their full weight is established and included, together with the weight of the tile, within the appropriate weight groups

Gridline 24 is available in an additional 34 colour options to match our tile colour range.

Colours

Add the following codes to the end of the product code for more colour options

 GY1 RAL 000 85 00	 BL5 RAL 260 90 05	 GR5 RAL 130 90 10	 YE3 RAL 080 90 10	 OR3 RAL 050 90 10	 RE5 RAL 010 90 10	 PU5 RAL 340 90 05	 BR4 RAL 050 70 10
 GY2 RAL 000 65 00	 BL4 RAL 260 80 15	 GR4 RAL 130 80 30	 YE2 RAL 075 80 40	 OR2 RAL 050 80 30	 RE4 RAL 020 80 20	 PU4 RAL 340 80 20	 BR3 RAL 050 70 20
 GY3 RAL 000 30 00	 BL3 RAL 260 50 25	 GR3 RAL 140 50 30	 YE1 RAL 1003	 OR1 RAL 2009	 RE3 RAL 020 60 40	 PU3 RAL 340 60 35	 BR2 RAL 040 30 30
 BK1 RAL 9005	 BL2 RAL 260 30 20	 GR2 RAL 140 30 20			 RE2 RAL 020 30 40	 PU2 RAL 340 30 30	 BR1 RAL 8004
	 BL1 RAL 5015	 GR1 RAL 6037			 RE1 RAL 3020	 PU1 RAL 4006	

We recommend ordering a full colour sample prior to specification and ordering. If you would like to order a sample or have any queries about this product please contact our Technical Sales Team on **0800 371 849** or email enquiries@zentia.com.

Please note that even though great care has been taken to ensure correct colour match, colours can only be as accurate as the printing process allows.

Every monitor or mobile display has a different capability to display colours, and every individual may see these colours differently.



Order a sample

If you would like to order a sample or have any queries about this product please contact our Technical Sales Team on **0800 371 849** or email enquiries@zentia.com

TDS 174.3.03.25